

Westworth Village Police Department Annual Report 2022



CHIEF OF POLICE KEVIN REAVES

FEBRUARY 2023

Contents

Chief’s Message and Accomplishments2

Mission and Core Values.....3

Police Operations.....4

Communications Unit.....5

Criminal Investigations.....5

Community Policing.....6

Emergency Care Attendant.....6

Crime Statistics and Calls for Service7

2022 Crime Statistics and Calls for Service.....8

2021 Crime Statistics and Calls for Service.....9



Chief's Message



As the Chief of Police for Westworth Village, I am pleased to present the Annual Report for 2022. Our mission as an organization is to serve the community with Professional, Vigilant, and Courteous service, with an overall goal to create and maintain relationships that will continue to make Westworth Village a better and safer place to work, visit, and enjoy life.

The hard work and dedication of the members of this department, combined with community partnerships and support, create the quality of life the residents of Westworth Village enjoy.

Despite the continuing challenges which began during COVID-19 Pandemic, 2022 has been a year of continued progress for the Westworth Village Police Department.

During 2022, we continued to improve the organization to proactively reduce crime as well as address traffic safety issues in the community. The 2022 Annual report also includes a statistical review of reported crime, calls for service, traffic data, and crashes.

Accomplishments in 2022:

The Westworth Village Police Department completed all the polices and standards necessary to become the 178th agency to be recognized by the Texas Police Chief's Association Best Practices Recognition Program, we received our formal recognition at the Texas Police Chief's Conference in April of 2022.

Response Time: In 2019, the City of Westworth Village adopted a performance-based budgeting process. One of the goals for the Westworth Village Police Department was improved response time to priority one, two and three types of calls for service.

In 2022, the Westworth Village Police Department averaged a 4:54 minute response time for priority one calls for service with an overall call for service response time of 5:61.

Crime rate: The Federal Bureau of Investigation (FBI) mandated a change in the national crime reporting criteria by 2021. The Westworth Village Police Department transitioned from the

Uniform Crime Reporting System (UCR) to the National Incident Based Crime Reporting System (NIBRS) in Oct of 2019. This sweeping change has created a different view of the annual report in 2021 as well as a change in the number of offenses and crimes reported in 2022. In 2022, there was a significant decrease in part-one crimes as compared to previous years, and we continue to maintain one of the lowest crime rates in the area.



TPCA Best Practices Recognition Program:

The Best Practices Program is a voluntary accreditation program where police in Texas prove their compliance with 170 Texas Law Enforcement Best Practices. Texas Law Enforcement professionals developed these Best Practices to assist agencies in the efficient and effective delivery of service, the reduction of risk, and the protection of individual's rights. To prove compliance an agency must meet or exceed 170 standards of best practices in law Enforcement.

The Westworth Village Police Department was formally recognized at the Texas Police Chief's Conference in 2022 as the 178th police agency to become recognized in the State of Texas!

Mission Statement and Core Values

Our success in community policing is based on a policing philosophy which proactively addresses crime and the fear of crime through a shared relationship with its Citizens and Officers. The mission of the Westworth Village Police Department is achieved by using proven problem-solving methods, which are built upon community involvement to create a quality of life desired by all. We understand no police department can solve crime or quality of life issues alone. However, effective Police-

Community relationships are built upon open and transparent communication, and most importantly, citizen engagement and the trust of the public in the police.

Our sense of duty is demonstrated in our relationships with each other and with the citizens we serve. This has been accomplished through encouraging a positive, supportive environment in



order to protect and serve the community's quest for a peaceful and safe existence, free from fear, with democratic values applied equally to all citizens.

The core values of the Westworth Village Police Department provide the foundation for our relationship with the community:

- Integrity:** Demonstrated by our actions not just our words.
- Accountability:** To ourselves and the community we serve.
- Professionalism:** Our conduct and demeanor display the highest standards of personal and organizational excellence.
- Service:** The community is our number one priority.
- Courage:** To stand up for what is right, act upon the principles of fairness and justice for all.
- Respect:** For the people we serve



Police Operations

The Westworth Village Police Department has allotted 16 full-time Sworn Officers which comprise the police force. Additionally, there is 1 Administrative Assistant and 1 Police Technical Clerk. Westworth Village PD has a total of 2 Reserves Officers, well as one citizen volunteer, making this a great community to live in and enjoy.

Our Uniformed Patrol Division operates on rotating 12-hour shifts, providing 24-hour coverage to the city. The patrol division performs a multitude of tasks including traffic enforcement, responding to emergencies, investigating criminal activity, participating in community policing

and proactive patrol.

High Visibility enforcement serves as a proactive crime reduction strategy as well as a proven technique to reduce motor vehicle crashes, injuries, and deaths within our community.

Communications Unit



Telecommunicators, also referred to as dispatchers, receive calls from individuals who need assistance from Firefighters, Police Officers, and Emergency Medical Services. The Westworth Village and White Settlement Police Departments merged Communications Centers in November of 2022 to create a Joint Communications Center.

The merger of the two Public Safety Answering Points (PASAP's) enabled the joint Communications Center to be staffed 24 hours a day 7 day a week by professional state licensed Public Safety Telecommunicators. This merger also allowed Officers to remain in Operations instead of staffing the Center when there were staffing shortages.

In 2022, the Communications Center handled 21,910 calls for service, 1,314 of these calls were received via the Tarrant County 911 System, and 13,821 calls were from officer-initiated activity where our officers took a proactive approach to serve our citizens.

Criminal Investigations

The Westworth Village Police Department Criminal Investigations Unit currently has one full time Detective assigned only to Criminal Investigations. Our Detective works closely with the Tarrant County District Attorney's Office, the Municipal Court, as well as other agencies to ensure the rights of both the victims and the offenders are protected, while simultaneously conducting investigations which lead to the prosecution of criminal cases for offenses occurring in our community.

In 2022, 373 cases were assigned to the Investigations Unit. Of those 373 cases, 139 cases were filed with the Tarrant County District Attorney's Office. During 2022 Criminal Investigations achieved a 59% clearance rate for all part one crimes. Overall, the Westworth Village Police Department achieved an 85.7% clearance rate for all cases assigned.

Community Policing

Community policing is a collaborative effort between the police department and the members of our community that work to identify and resolve issues that may affect our community, and the livability of certain areas. The Westworth Village Police Department's top priority is building and maintaining relationships with our citizens, while reducing crime and making Westworth Village a more enjoyable place to live.

In 2022, the Police Department participated in the Melva Campbell Park Grand Opening, City Fall Picnic as well as the Christmas Tree Lighting ceremony with Santa in the Village.



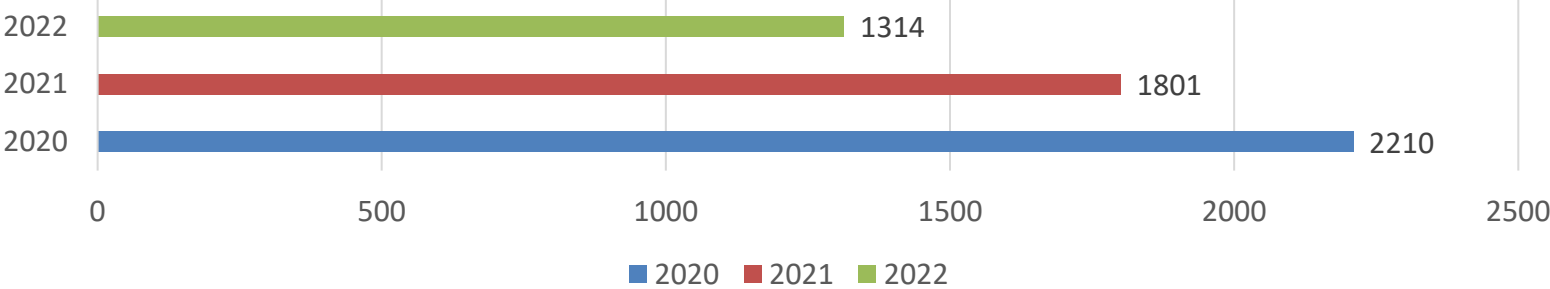
Emergency Care Attendants



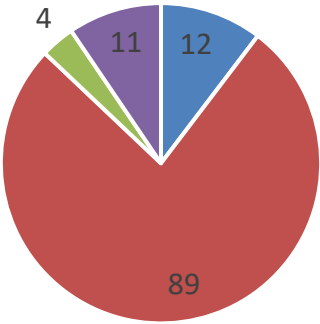
Officers of the Westworth Village Police Department maintain a Texas Department of State Health Services Emergency Care Attendant Certification, and our new officers in field training, are in the process of obtaining their certification. The Emergency Care Attendant Certification provides Officers with the skills and equipment training necessary to provide basic life support for sick or injured patients. During 2022, the Department responded to approximately 260 medical emergencies, not including traffic accidents.

This Certification is maintained by our Officer's as an additional tool and resource to help better serve the Citizens of Westworth Village.

911 Calls by Calendar Year

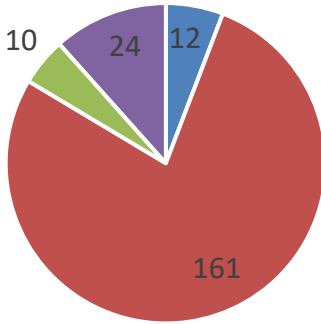


2022 Part 1 Incidents



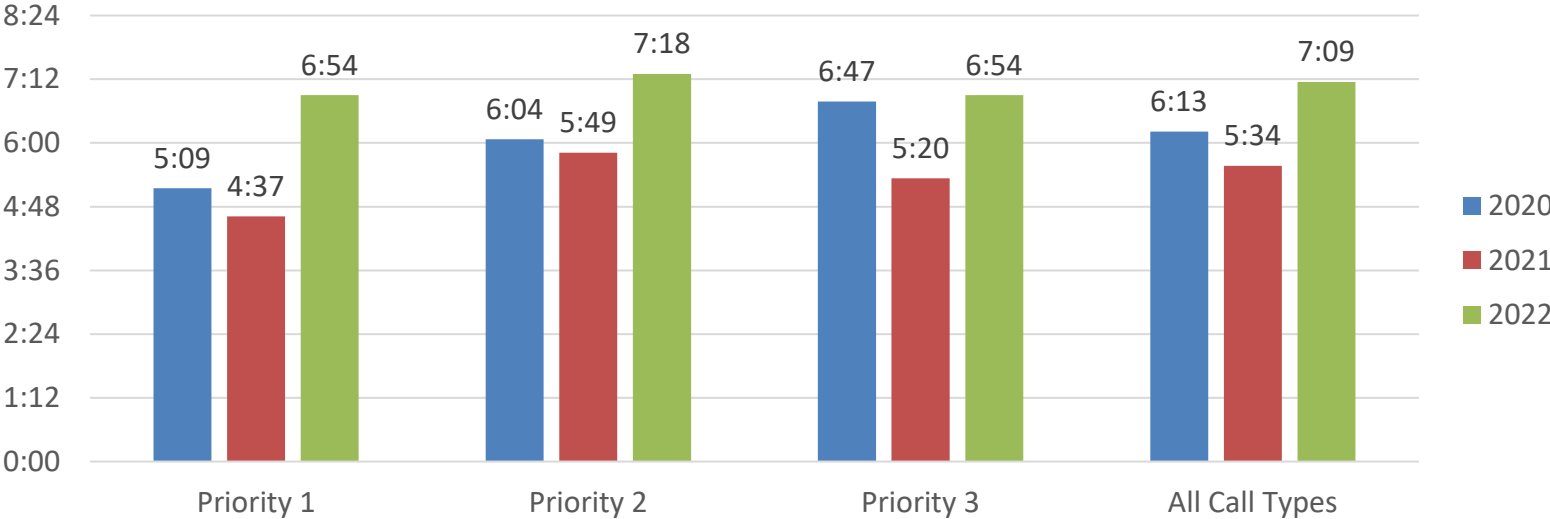
- Rape, Robbery, & Aggravated Assaults
- Thefts
- Burglary of a Residence B Burglary of a Building
- Burgary of a Mortor Vehicle

2021 Part 1 Incidents



- Rape, Robbery, & Aggravated Assaults
- Thefts
- Burglary of a Residence & Burglary of a Building
- Burgary of a Mortor Vehicle

CFS Response Times



Annual Police Activity Summary Calendar Year 2022

Reported Population: 2,897 For Year: 2022		Jan	Feb	Mar	April	May	June	July	Aug	Sept	Oct.	Nov	Dec	YTD
CRIMINAL INCIDENTS		2022	2022	2022	2022	2022	2022	2022	2022	2022	2022	2022	2022	2022
Criminal Homicide		0	0	0	0	0	0	0	0	0	0	0	0	0
Rape		0	0	0	0	0	0	0	0	0	0	0	0	0
Robbery		0	0	0	0	0	0	0	0	0	1	0	0	1
Aggravated Assault		1	1	1	3	1	1	1	1	0	1	0	0	11
TOTAL VIOLENT CRIME OFFENSES		1	1	1	3	1	1	1	1	0	2	0	0	12
Annualized Viol. Crime Rate Per 1-K Pop		0.33	0.33	0.33	1.00	0.33	0.33	0.33	0.33	0.00	0.67	0.00	0.00	4.00
Burglary		0	1	0	1	1	0	0	0	0	1	0	0	4
	<i>Residential</i>	0	1	0	1	0	0	0	0	0	1	0	0	3
	<i>Building</i>	0	0	0	0	1	0	0	0	0	0	0	0	1
Burg.Mtr.Veh.		0	1	2	0	1	3	2	0	1	0	1	0	11
Other Thefts		10	7	10	11	4	6	6	4	1	4	5	10	78
Auto Theft		1	2	0	0	1	0	1	0	0	0	1	0	6
Arson		0	1	0	0	0	0	0	0	0	0	0	0	1
TOTAL PROPERTY CRIME OFFENSES		11	12	12	12	7	9	9	4	2	5	7	10	100
Annualized Prop. Crime Rate Per 1-K Pop		3.67	4.00	4.00	4.00	2.34	3.00	3.00	1.33	0.67	1.67	2.34	3.34	2.78
TOTAL PART-I OFFENSES		12	13	13	15	8	10	10	5	2	7	7	10	112
Annualized Part-I Crime Rate Per 1-K Pop		3.43	3.71	3.71	4.29	2.29	2.86	2.86	1.43	0.57	2.00	2.00	2.86	2.67
Adult Arrests* Jailed		10	13	17	17	16	14	12	12	5	9	11	13	149
Misdemeanor Charges *Jailed		12	10	20	11	14	12	11	7	1	10	10	16	134
Felony Charges		4	4	8	6	4	5	4	6	4	3	3	7	58
DWI Arrests-Included Above		4	6	8	6	6	4	5	2	1	2	4	6	54
TOTAL CHARGES FROM ARRESTS*		26	27	45	34	34	31	27	25	10	22	24	36	341
*Includes Arrests For Other Agencies														
PUBLIC SAFETY INCIDENTS		Jan	Feb	Mar	April	May	June	July	Aug	Sept	Oct.	Nov	Dec	YTD
INCIDENTS		2022	2022	2022	2022	2022	2022	2022	2022	2022	2022	2022	2022	2022
911 Calls Received		113	110	134	116	118	138	114	97	100	94	59	121	1314
TOTAL PHONE CALLS RECEIVED		113	110	134	116	118	138	114	97	100	94	59	121	1314
Priority 1,2,3 and Administrative CFS		921	779	809	816	756	661	741	650	646	301	477	532	8089
Officer Initiated/Field Generated CFS**		1403	1320	1324	1164	1094	1288	1279	971	1043	643	1080	1212	13821
**Total Call-For-Service Activity:		2324	2099	2133	1980	1850	1949	2020	1621	1689	944	1557	1744	21910
Priority-1 Avg. Response Times		04:00	04:07	02:36	06:39	04:02	05:47	03:56	02:44	04:06	06:54	06:46	07:09	04:54
Fatality Accidents		0	0	0	0	0	0	0	0	0	0	0	0	0
Major (Injury) Accidents Dispatched		3	1	3	2	1	0	0	0	0	2	1	2	15
Minor Accidents Dispatched Include Hit and Run		10	13	13	13	7	7	7	13	12	5	12	10	122
Total Traffic Accidents:		13	14	16	15	8	7	7	13	12	7	13	12	137
Proactive Policing														
Traffic Stops		300	255	269	274	182	327	358	241	318	274	242	244	3284
Neighborhood, Park, House, and Business Checks		1001	936	971	815	797	873	818	641	613	418	776	851	9510
All Other Officer Initiated Activity		402	384	353	349	297	415	461	330	430	225	304	361	4311
Traffic Stops: Cited Violation		209	199	382	239	131	303	207	237	370	239	171	191	2878
Traffic Stops: Violation Warning Issued		273	248	404	220	162	321	295	165	212	220	205	218	2943
Total Traffic Violation:		482	447	786	459	293	624	502	402	582	459	376	409	5821

Annual Police Activity Summary Calendar Year 2021

Reported Population: 2,897 For Year: 2021		Jan	Feb	Mar	April	May	June	July	Aug	Sept	Oct.	Nov	Dec	YTD
CRIMINAL INCIDENTS		2021	2021	2021	2021	2021	2021	2021	2021	2021	2021	2021	2021	2021
Criminal Homicide		0	0	0	0	0	0	1	0	0	0	0	0	1
Rape		0	0	0	0	0	0	0	0	0	0	0	0	0
Robbery		0	0	0	1	0	0	0	0	0	0	0	2	3
Aggravated Assault		1	0	0	1	2	0	1	0	1	0	0	2	8
TOTAL VIOLENT CRIME OFFENSES		1	0	0	2	2	0	0	0	0	0	0	0	12
Annualized Viol. Crime Rate Per 1-K Pop		0.33	0.00	0.00	0.67	0.67	0.00	0.00	0.00	0.00	0.00	0.00	0.00	4.00
Burglary		3	1	0	0	1	1	0	0	0	1	1	1	9
	Residential	0	1	0	0	1	0	0	0	0	1	0	0	3
	Building	3	0	0	0	0	1	0	0	0	0	1	1	6
Burg.Mtr.Veh.		2	1	0	0	1	2	1	0	7	3	7	0	24
Other Thefts		8	8	16	13	20	7	17	8	21	11	18	14	161
Auto Theft		2	1	1	1	0	1	1	0	1	0	2	0	10
Arson		0	0	0	0	1	0	0	0	0	0	0	0	1
TOTAL PROPERTY CRIME OFFENSES		15	11	17	14	23	11	19	8	29	15	28	15	205
Annualized Prop. Crime Rate Per 1-K Pop		5.01	3.67	5.67	4.67	7.67	3.67	6.34	2.67	9.68	5.01	9.34	5.01	5.70
TOTAL PART-I OFFENSES		16	11	17	16	25	11	19	8	29	15	28	15	210
Annualized Part-I Crime Rate Per 1-K Pop		4.57	3.14	4.86	4.57	7.14	3.14	5.43	2.29	8.29	4.29	8.00	4.29	5.00
Juvenile Arrests Except Runaways		2	1	2	1	0	1	2	0	0	2	0	1	12
Adult Arrests* Jailed		11	11	18	20	30	21	24	20	20	18	16	20	229
Misdemeanor Charges *Jailed		9	8	12	18	22	28	20	16	20	15	12	18	198
Felony Charges		6	3	6	7	9	5	9	7	7	4	5	5	73
DWI Arrests-Included Above		4	2	3	3	4	7	7	5	8	4	3	5	55
TOTAL CHARGES FROM ARRESTS*		28	23	38	46	61	55	55	43	47	39	33	44	512
*Includes Arrests For Other Agencies														
PUBLIC SAFETY INCIDENTS		Jan	Feb	Mar	April	May	June	July	Aug	Sept	Oct.	Nov	Dec	YTD
INCIDENTS		2021	2021	2021	2021	2021	2021	2021	2021	2021	2021	2021	2021	2021
911 Calls Received		181	139	166	133	175	164	146	144	150	145	117	141	1801
Non-Emergency Calls		494	490	526	490	579	722	730	463	520	504	441	513	6472
TOTAL PHONE CALLS RECEIVED		675	629	692	623	754	886	876	607	670	649	558	654	8273
Priority 1,2,3 and Administrative CFS		959	774	993	1000	1194	1020	1020	1044	1136	1059	978	928	12105
Officer Initiated/Field Generated CFS**		1309	924	1163	1119	1416	1288	1465	1605	1327	1233	1441	1306	15596
**Total Call-For-Service Activity:		2268	1698	2156	2119	2610	2308	2485	2649	2463	2292	2419	2234	27701
Priority-1 Avg. Response Times		03:08	10:23	04:36	05:09	05:34	03:23	04:10	04:03	04:20	05:03	04:52	04:36	04:56
Fatality Accidents		0	0	0	0	0	0	0	0	0	0	0	0	0
Major (Injury) Accidents Dispatched		0	0	3	0	1	1	0	1	0	0	0	3	9
Minor Accidents Dispatched Include Hit and Run		8	5	21	12	13	9	9	5	15	9	7	11	124
Total Traffic Accidents:		8	5	24	12	14	10	9	6	15	9	7	14	133
Proactive Policing														
Traffic Stops		291	187	343	303	351	403	493	582	453	441	391	233	4471
Neighborhood, Park, House, and Business Checks		898	651	697	713	932	711	865	900	746	653	939	919	9624
All Other Officer Initiated Activity		411	273	466	406	484	577	600	705	581	580	502	387	5972
Traffic Stops: Cited Violation		228	139	316	233	292	338	329	434	365	382	311	233	3600
Traffic Stops: Violation Warning Issued		215	145	241	227	290	364	436	480	367	404	360	205	3734
Total Traffic Violation:		443	284	557	460	582	702	765	914	732	786	671	438	7334