



Westworth Village Police Department Annual Report 2016



Chief of Police Kevin Reaves

January, 2017

Contents

Chief's Message	2
Mission and Core Values.....	3
Police Operations.....	4
Communications Unit.....	5
Criminal Investigations.....	5
Community Policing.....	5
Crime Statistics.....	6
2016 Crime Statistics and Calls for Service.....	7
2015 Crime Statistics and Calls for Service.....	8



Chief's Message

As the Chief of Police for Westworth Village, I am pleased to present our 2016 Annual Report. Our mission as an organization is to serve the community with Professional, Vigilant, and Courteous service, with an overall goal to create and maintain relationships that will continue to make Westworth Village a better and safer place to work, visit, and enjoy life.

Along with the hard work of the members of this department as well as community partnerships and support create the quality of life the residents of Westworth Village enjoy.

2016 has been a year of forward momentum for the Westworth Village Police Department. During 2016, there have been many of the changes within the organization which better utilize existing resources be better serve our residents. These changes have enabled us to take a proactive approach in reducing crime and traffic safety issues in the community. The report also includes a statistical review of reported crime, calls for service, traffic data, and crashes.

Accomplishments in 2016:

Westworth Village celebrated its 75th year as an incorporated City with a citywide celebration and fireworks display, car show and time capsule which is to be opened at the 100th Anniversary Celebration in 2041.

Crime rate: In 2016 there was a slight increase in part one crimes as compared to 2015 and 2014 due to our improved reporting practices. Comparing 2016 to previous years, we continue to maintain one of the lowest crime rates in the area.

TPCA Best Practices Recognition Program: The Texas Police Chiefs Association began this voluntary accreditation program a few years ago to assist law enforcement agencies in meeting their professional obligations. The process requires agencies to meet or exceed 164 standards of best practices in law enforcement. The Westworth Village Police Department is creating and implementing new policies and procedures in order to become a TPCA Best Practices Recognized organization.

Mission Statement and Core Values

Our success in community policing is based in a policing philosophy which proactively addresses crime and the fear of crime through a shared relationship with its citizens and officers. The mission of the Westworth Village Police Department is achieved by using proven problem-solving methods, which are built upon community involvement to create a quality of life desired by all. We understand no police department can solve crime or quality of life issues alone. However; effective police- community relationships are built upon open and transparent communication, and most importantly, citizen engagement and the trust of the public in the police.



Our sense of duty is demonstrated in our relationships with each other and to the citizens we serve. This has been accomplished through encouraging a positive, supportive environment in order to protect and serve the community's quest for a peaceful and safe existence, free from fear, with democratic values applied equally to all citizens.

The core values of the Westworth Village Police Department provide the foundation for our relationship with the community:

- Integrity:** Demonstrated by our actions not just our words.
- Accountability:** To ourselves and the community we serve.
- Professionalism:** Our conduct and demeanor display the highest standards of personal and organizational excellence.
- Service:** The community is our number one priority.
- Courage:** To stand up for what is right, act upon the principles of fairness and justice for all.
- Respect:** For the people we serve

Police Operations



The Westworth Village Police Department is comprised of 14 full time Sworn Officers and 4 Police Dispatchers as well as 1 Administrative Assistant. Additionally, Westworth Village PD has 5 Reserve Police Officers and one citizen volunteer, making this a great community

to live in and enjoy. Patrol comprises 80% of the police force. These officers are the most visible and recognizable section of the police department, operating 24 hours a day, every day of the year. These are the officers you see patrolling your neighborhoods and businesses, and the first to respond to an emergency.

In order to effectively provide coverage throughout the city, patrol works 12-hour shifts with both day and night shift coverage. Traffic enforcement as well as proactive patrol operations is one of many responsibilities of patrol officers. High Visibility enforcement serves as a proactive crime reduction strategy as well as a proven technique to reduce motor vehicle crashes injuries and deaths within our community.

Communications Unit

The Westworth Village Police Department's communications center is staffed 24 hours a day 7 days a week by professional state licensed Public Safety Telecommunicators. In 2016 our communications center handled 23,338 calls for service and officer initiated proactive police activity, 2,019 of these calls were received via the Tarrant County 911 System. In addition, 12,129 calls for dispatched for the Lakeside Police Department.

Criminal Investigations



The Department has two members assigned to criminal investigations. They work closely with the Tarrant County District Attorney's Office as well Municipal Court to ensure the rights of both the victims and the offenders are protected. Simultaneously conducting investigations leading to the prosecution of criminal cases for offenses occurring in our community. In 2016, the Unit was assigned 604 cases and achieved an 84.7% clearance rate.

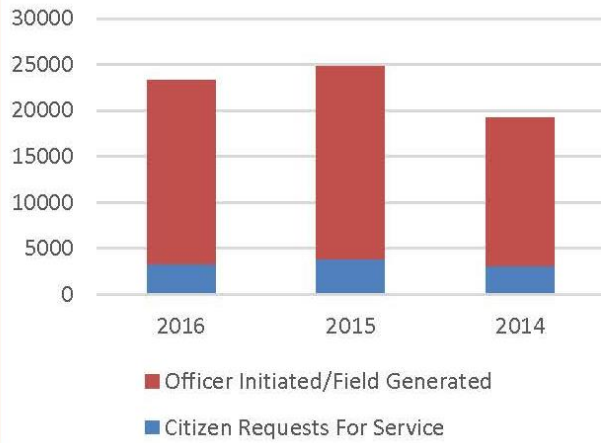
Community Policing

Community policing is the cornerstone of a safe community. The Westworth Village Police Department is committed to building and maintaining relationships with the community. This year the City of Westworth Village celebrate its 75th year as a incorporated city. The 75th Anniversary Celebration was a great success! The events included an antique car show and community block party. Both events were well attended and our Officers and support staff did an excellent job of keeping the citizens safe and well informed during the events.

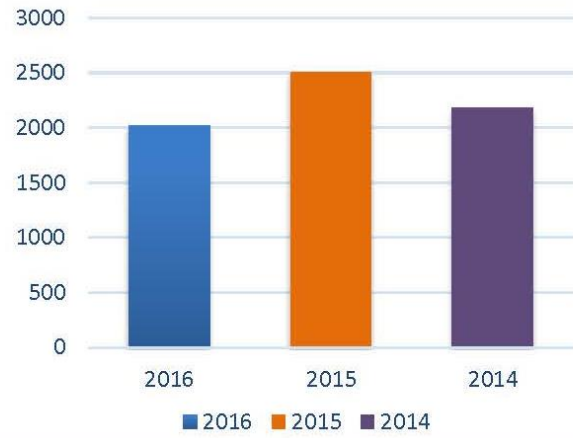


Crime Statistics

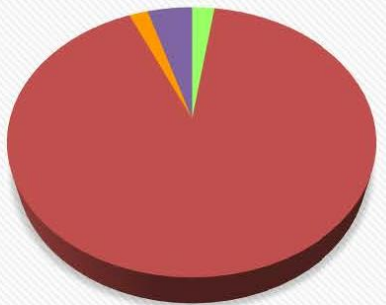
Total Calls for Service



911 Calls by Year

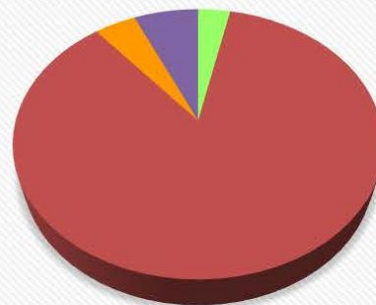


2016 Incidents



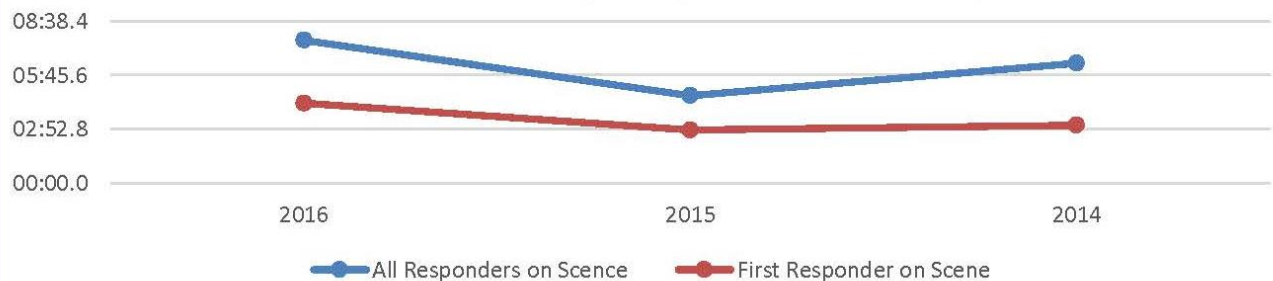
- Rape, Robbery & Aggravated Assaults
- Thefts
- Burglary Building
- Burglary Motor Vehicle

2015 Incidents



- Rape, Robbery & Aggravated Assaults
- Thefts
- Burglary Building
- Burglary Motor Vehicle

Annual Average Response Time Priority 1 Calls



Westworth Village Police Department

Annual Police Activity Summary

Reported Population: 3,500 Year: 2016

CRIMINAL INCIDENTS	Jan 2016	Feb 2016	Mar 2016	April 2016	May 2016	June 2016	July 2016	Aug 2016	Sept 2016	Oct. 2016	Nov 2016	Dec 2016	YTD 2016
Criminal Homicide	0	0	0	0	0	0	0	0	0	0	0	0	0
Rape	0	0	0	0	0	0	0	0	1	0	0	0	1
Robbery	2	1	0	0	0	0	0	0	0	0	0	0	3
Aggravated Assault	0	0	0	1	0	0	0	0	1	0	0	0	2
OLENT CRIME OFFENSES	2	1	0	1	0	0	0	0	2	0	0	0	6
Annualized Viol. Crime Rate Per 1-K Pop	6.86	3.43	0.00	3.43	0.00	0.00	0.00	0.00	6.86	0.00	0.00	0.00	1.71
Burglary	0	0	1	0	0	1	2	0	0	0	1	0	5
Residential	0	0	1	0	0	1	0	0	0	0	1	0	3
Building	0	0	0	0	0	0	2	0	0	0	0	0	2
Burg.Mtr.Veh.	0	0	1	0	0	1	0	0	3	3	2	0	10
Other Thefts	26	24	25	21	15	6	8	16	18	15	25	20	219
Burg.CoinOp.Mach.	0	0	0	0	0	0	0	0	0	0	0	0	0
Larceny	26	24	25	21	15	6	8	16	18	15	25	20	219
Auto Theft	0	0	0	0	0	0	0	0	1	1	0	0	2
Arson	0	0	0	0	0	0	0	0	0	0	0	0	0
PROPERTY CRIME OFFENSES	26	24	27	21	15	8	10	16	22	19	28	20	236
Annualized Prop. Crime Rate Per 1-K Pop	89.14	82.29	92.57	72.00	51.43	27.43	34.29	54.86	75.43	65.14	96.00	68.57	67.43
TOTAL PART-I OFFENSES	28	25	27	22	15	8	10	16	24	19	28	20	242
Annualized Part-1 Crime Rate Per 1-K Pop	96.00	85.71	92.57	75.43	51.43	27.43	34.29	54.86	82.29	65.14	96.00	68.57	69.14
Part-1 Offenses Cleared	39	27	20	21	13	6	6	12	8	10	18	12	192
Stolen Property	\$3,828	\$1,374	\$5,867	\$4,256	\$923	\$5,432	\$2,189	\$3,029	\$6,632	\$8,784	\$5,582	\$7,034	\$54,931
Recovered Property	\$1,981	\$1,820	\$2,265	\$6,553	\$2,075	\$797	\$1,797	\$2,258	\$14,621	\$17,077	\$1,561	\$2,563	\$55,368
% Of Property Value Recovered	51.7%	132.4%	38.6%	154.0%	224.8%	14.7%	82.1%	74.5%	220.5%	194.4%	28.0%	36.4%	100.8%
Juvenile Arrests	5	3	0	2	0	0	0	1	0	3	0	3	17
Adult Arrests*	37	37	37	42	29	21	29	42	29	26	28	25	382
Municipal Charges	66	39	56	96	74	78	90	68	87	66	46	63	829
Misdemeanor Charges	18	12	13	24	25	15	21	25	16	13	13	23	218
Felony Charges	4	16	12	10	11	5	4	13	17	6	15	8	121
Arrests for Part1 Offenses-Excluding Juv.	25	25	27	22	15	5	6	17	12	10	19	10	193
Warrant Arrests	24	17	25	22	24	25	28	28	31	21	17	25	287
DWI Arrests-Included Above	4	1	4	7	8	6	14	11	6	8	2	7	78
TOTAL ARRESTS*	42	40	37	44	29	21	29	43	29	29	28	28	399

*Includes Arrests For Other Agencies

PUBLIC SAFETY INCIDENTS	Jan 2016	Feb 2016	Mar 2016	April 2016	May 2016	June 2016	July 2016	Aug 2016	Sept 2016	Oct. 2016	Nov 2016	Dec 2016	YTD 2016
911 Calls Received													0
Non-Emergency Calls													0
TOTAL PHONE CALLS RECEIVED	0	0	0	0	0	0	0	0	0	0	0	0	0
Citizen Requests For Service Officer Initiated/Field	282	257	265	280	293	259	286	273	221	281	262	285	3244
Generated CFS**	1665	1582	1406	1307	1654	1626	1795	1732	1825	1685	1621	2196	20094
**Total Call-For-Service Activity:	1947	1839	1671	1587	1947	1885	2081	2005	2046	1966	1883	2481	23338
Priority-1 Avg. Total Response Times	7:12	6:35	4:42	6:25	4:24	12:05	5:31	7:03	8:59	9:44	7:00	11:40	7:37
Priority-1 Avg. Patrol Officer Response	2:30	4:51	2:45	3:54	2:00	8:06	2:22	3:39	5:20	4:04	3:34	8:02	4:16
Fatality Accidents	0	0	0	0	0	0	0	0	0	0	0	0	0
Major (Injury) Accidents Dispatched	1	0	0	1	1	1	2	4	2	1	1	1	15
Minor Accidents Dispatched	5	7	7	3	6	5	12	10	7	1	5	10	78
Total Traffic Accidents:	6	7	7	4	7	6	14	14	9	2	6	11	93

Proactive Policing

Traffic Stops	312	429	301	315	512	623	600	542	585	604	397	733	5953
Neighborhood, Park, & Business Checks	1285	1200	981	892	1104	1097	1212	1097	1109	1147	1151	1588	13863
All Other Officer Initiated Activity	380	382	425	415	550	529	583	635	716	538	470	608	6231
Traffic Stops Cleared By Citation	141	216	157	146	238	282	253	214	246	284	173	366	2716
Traffic Stops Cleared By Warning	130	172	113	143	222	294	292	261	263	267	187	305	2649
Total Traffic Tickets:	271	388	270	289	460	576	545	475	509	551	360	671	5365

**Excludes Admin. Entries & Traffic Stops

Westworth Village Police Department
Annual Police Activity

Reported Population: 3,500 For Year: 2015

CRIMINAL INCIDENTS	Jan 2015	Feb 2015	Mar 2015	April 2015	May 2015	June 2015	July 2015	Aug 2015	Sept 2015	Oct. 2015	Nov 2015	Dec 2015	YTD 2015
Criminal Homicide	0	0	0	0	0	0	0	0	0	0	0	0	0
Rape	0	0	0	0	0	0	0	0	0	2	0	0	2
Robbery	0	0	0	0	0	0	0	0	0	0	0	0	0
Aggravated Assault	0	0	0	0	2	2	0	0	0	0	1	0	5
OLENT CRIME OFFENSES	0	0	0	0	2	2	0	0	0	2	1	0	7
Annualized Viol. Crime Rate Per 1-K Pop	0.00	0.00	0.00	0.00	6.86	6.86	0.00	0.00	0.00	6.86	3.43	0.00	1.71
Burglary	0	3	1	0	0	1	0	2	1	0	1	0	9
<i>Residential</i>	0	0	0	0	0	1	0	2	1	0	0	0	4
<i>Building</i>	0	3	1	0	0	0	0	0	0	0	1	0	5
Burg.Mtr.Veh.	1	0	0	0	1	6	0	1	2	0	1	0	12
Other Thefts	17	14	9	11	13	9	17	19	15	15	19	22	180
<i>Burg.CoinOp.Mach.</i>	0	0	0	0	0	0	0	0	0	0	0	1	1
<i>Larceny</i>	17	14	9	11	13	9	17	19	15	15	19	21	179
Auto Theft	0	0	0	0	0	1	1	0	0	0	0	0	2
Arson	0	0	0	0	0	0	0	0	0	0	0	0	0
PROPERTY CRIME OFFENSES	18	17	10	11	14	17	18	22	18	15	21	22	203
Annualized Prop. Crime Rate Per 1-K Pop	61.71	58.29	34.29	37.71	48.00	58.29	61.71	75.43	61.71	51.43	72.00	75.43	58.00
TOTAL PART-1 OFFENSES	18	16	10	11	16	19	18	22	18	17	22	22	209
Annualized Part-1 Crime Rate Per 1-K Pop	61.71	54.86	34.29	37.71	54.86	65.14	61.71	75.43	61.71	58.29	75.43	75.43	59.71
Part-1 Offenses Cleared	48	12	9	9	9	13	16	13	11	9	10	7	166
Stolen Property	\$2,693	\$3,799	\$12,921	\$1,433	\$2,513	\$6,281	\$99	\$6,693	\$129,246	\$1,999	\$3,649	\$8,715	\$180,041
Recovered Property	\$1,534	\$766	\$181	\$523	\$770	\$1,241	\$2,842	\$1,730	\$1,670	\$2,715	\$1,920	\$2,246	\$18,137
% Of Property Value Recovered	57.0%	20.1%	1.4%	36.5%	30.7%	19.8%	2863.5%	25.9%	1.3%	135.8%	52.6%	25.8%	10.1%
Juvenile Arrests	0	2	1	4	2	0	0	2	0	0	4	0	15
Adult Arrests*	18	22	9	15	27	22	34	34	30	33	26	28	298
Municipal Charges	42	44	57	59	80	64	73	74	41	48	47	40	669
Misdemeanor Charges	13	18	9	15	20	10	24	20	19	11	11	11	181
Felony Charges	8	9	3	3	4	6	13	8	13	12	6	5	90
Arrests for Part1 Offenses-Excluding Juv.	10	11	3	11	13	13	17	21	13	16	18	22	168
Warrant Arrests	18	14	22	30	26	27	29	26	20	19	14	14	259
DWI Arrests-Included Above	3	5	3	2	6	3	7	3	10	4	2	1	49
TOTAL ARRESTS*	18	24	10	19	29	22	34	36	30	33	30	28	313

*Includes Arrests For Other Agencies

PUBLIC SAFETY INCIDENTS	Jan 2015	Feb 2015	Mar 2015	April 2015	May 2015	June 2015	July 2015	Aug 2015	Sept 2015	Oct. 2015	Nov 2015	Dec 2015	YTD 2015
911 Calls Received													0
Non-Emergency Calls													0
TOTAL PHONE CALLS RECEIVED	0	0	0	0	0	0	0	0	0	0	0	0	0
Citizen Requests For Service	266	257	285	357	409	390	358	350	312	289	247	269	3789
Officer Initiated/Field Generated CFS**	1606	1275	1461	1649	1619	1932	1945	1729	1843	2028	1977	1928	20992
**Total Call-For-Service Activity:	1872	1532	1746	2006	2028	2322	2303	2079	2155	2317	2224	2197	24781
Priority-1 Avg. Total Response Times	4:38	4:47	5:18	5:59	2:55	4:54	3:57	4:16	4:22	6:07	4:47	3:52	4:39
Priority-1 Avg. Patrol Officer Response	2:56	2:54	2:54	3:19	2:01	2:38	1:51	2:53	2:44	4:41	2:41	2:22	2:50
Fatality Accidents	0	0	0	0	0	0	0	0	0	0	0	0	0
Major (Injury) Accidents Dispatched	0	1	3	1	0	1	0	1	0	3	1	2	13
Minor Accidents Dispatched	10	5	8	9	7	2	5	7	4	4	4	10	75
Total Traffic Accidents:	10	6	11	10	7	3	5	8	4	7	5	12	88
Proactive Policing													
Traffic Stops	477	407	453	459	517	622	515	359	386	360	256	256	5067
Neighborhood, Park, & Business Checks	1183	877	1019	1150	1163	1432	1392	1296	1434	1584	1579	1543	15652
All Other Officer Initiated Activity	423	398	442	499	456	500	553	433	409	444	398	385	5340
Traffic Stops Cleared By Citation	242	218	204	224	274	325	269	134	197	183	130	105	2505
Traffic Stops Cleared By Warning	215	155	194	198	183	231	206	178	144	154	107	130	2095
Total Traffic Tickets:	457	373	398	422	457	556	475	312	341	337	237	235	4600

**Excludes Admin. Entries & Traffic Stops